



TANZANIA TEA PACKERS LTD

**CHAI
BORA**

Annual Report & Accounts

2002

TATEPA

Two years ago Tanzania Tea Packers embarked on an aggressive vertical integration programme to secure and strengthen its position across the tea supply chain. During this period, TATEPA acquired tea estates and tea factories, complementing its existing business as packer & distributor of the leading Chai Bora brand.



As a result, TATEPA has now become Tanzania's largest integrated tea business, with over 1,000 employees, 14,000 smallholder tea growers, and a consumer base of more than 20 million people across the country.

Providing Quality from Tea Leaf to Tea Cup

Kibena Tea Ltd

Kibena is an ultra-modern tea estate laid out for drip irrigation & mechanical harvesting. With 690 hectares of high quality clonal tea and a perfect altitude, Kibena produces Tanzania's finest quality teas, the majority of which are auctioned for overseas markets.





Wakulima Tea Company

Wakulima consists of two tea processing factories in Rungwe district, served by 14,000 smallholder tea growers. With TATEPA's assistance, the smallholders have purchased a 20% shareholding in Wakulima. Additionally TATEPA has provided technical support that has increased smallholder yields by 300% and prices paid to them by 200%.

Chai Bora

Chai Bora continues to be Tanzania's leading and most popular tea brand with more than 70% share of the local market. The brand is 100% consumer focused and in particular prides itself in its ability to service the poorer rural consumers with affordable, good quality and well-packaged tea. Chai Bora is a major contributor to Government revenues through tax payments.





Fair Trade & Organic

TATEPA has been recognised for its ethical policies, with both its Kibena & Wakulima operations being registered as Fair Trade operators by the International Fair Trade Foundation. TATEPA is also registered as an organic tea packer by Ecocert.

CONTENTS

CHAIRMAN'S STATEMENT	2
FINANCIAL REVIEW	3
REPORT OF THE DIRECTORS	4
AUDITORS' REPORT	8
PROFIT AND LOSS ACCOUNTS	9
STATEMENTS OF CHANGES IN EQUITY	10
BALANCE SHEETS	11
CASH FLOW STATEMENTS	12
NOTES TO THE FINANCIAL STATEMENTS	13
NOTICE OF ANNUAL GENERAL MEETING	21
PROXY	23





CHAIRMAN'S STATEMENT

On behalf of the Board I am pleased to present the Group's Operating results for the year ended 31st December 2002. These were stronger than in 2001 and include figures from Kibena Tea Limited from 28th February 2002. Following the Kibena acquisition TATEPA has become the country's second largest raw tea producer as well as remaining the No. 1 packer.

Revenue, operating profits and tax contributions to the Government all increased from last year. Group Revenue doubled to TShs. 9.8 billion in 2002 from TShs. 4.6 billion in 2001 and Group Operating profits rose to TShs. 1.0 billion, from TShs. 114 million in 2001. Profit before tax has risen to TShs. 447 million in 2002 from a loss of TShs. 29 million in 2001. This performance has been driven by a number of factors: increased sales volume following the Kibena purchase; improved volumes from Wakulima; higher quality for both raw and packed teas; and Group cost reductions.

Chai Bora sales grew by 16% to over 2 million kgs, with the Company retaining its market share of 70%. Current year trading has commenced well in volume terms and our company is embarking on several initiatives to further strengthen our position in the market, because in order to compete in an increasingly global arena we must be ready to meet new challenges and exploit new opportunities as they arise.

In all its operations I believe that Tatepa sets an exemplary standard but I would particularly like to highlight our success in Wakulima Tea Co. The privatisation of the Katumba factory has been a spectacular success with production up four times since we took over from Government. The consequent benefits to the smallholders and the local district in terms of increased yields, higher revenues and economic growth have been dramatic. Significantly this has been the only truly successful tea privatisation to date.

In view of its banking covenants your Board is recommending a final dividend of TShs. 40 per share, at parity with last year. The dividend yield is 6.7% based on the share price at 31st December 2002 which once again compares favourably to investments in bank deposits both in the year under review and currently.

Shareholders will be offered the option to receive ordinary shares in lieu of cash dividend payments as set out in the enclosed agenda. After all necessary approvals are received including approval by this AGM, new shares will be issued based on the market price prevailing on 3rd June 2003.

Illegal tea sales continued to be a thorn in the side of the business and contributed to a reduction in margin for our packing operation. Your Board is concerned at Government moves to open up the market to imported teas unless VAT is first either exempted or significantly reduced. To put it into context, our current VAT paid exceeds our packing operation profits by ten times. I would like to thank the Tanzania Tea Board, TRA and other Tanzania Government authorities for their support to the domestic tea industry, but at the same time I would urge their co-operation to curb illegal tea sales, reduce the tax burden, and thereby encourage higher standards of business principles and Corporate Governance.

There are some welcomes and farewells on the Board, since the last AGM.

Mr. D. Pallangyo, Mr. C. Groom and Mr. D. Owen retired from the Board, whilst Mr. F. Mbala and Ms. Kate D. Bandawe have been appointed. On behalf of all shareholders I would like to welcome the new Directors and to thank the retiring Directors for all their efforts.

I would like to take this opportunity to thank all our Group employees at every level for their continued commitment to achieving our goals. Last but not least I must thank all our dealers, wholesalers, retailers and customers for their support. I assure you that we will continue to provide you with the best possible services and of course with Chai Bora, Wakulima and Kibena Tea.

Joseph Mungai M.P.

BOARD CHAIRMAN

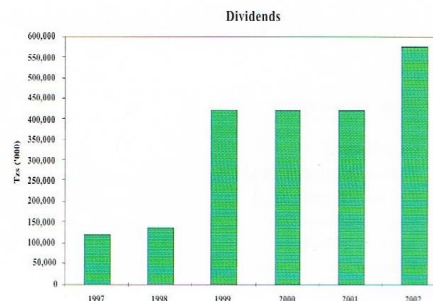
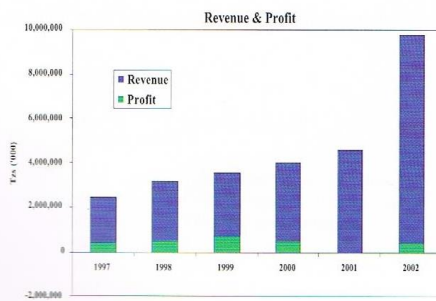


FINANCIAL REVIEW

For the years ended 31st December.

	2002	2001	2000	1999	1998
	Group	Group			
	Tzs '000	Tzs '000	Tzs '000	Tzs '000	Tzs '000
Turnover	9,812,547	4,641,777	4,063,466	3,544,088	3,201,635
Profit/(Loss) Before Taxation	446,871	(29,470)	552,955	744,085	513,627
Dividends	576,312	545,040	423,920	423,920	137,280
Cash Generated From Operation	1,243,768	(211,979)	821,900	493,134	497,136
Net Cash Invested	1,698,220	1,453,874	93,133	236,343	466,873
Interest Bearing Debt	7,639,039	1,683,858			160,000
Earnings Per Share (Tzs)	32.53	(3.94)	52	84	61
Dividends Per Share (Tzs)	40	40	40	40	16

NOTE: Figures for 2002 are for the Group as a whole and include Wakulima Tea Company Limited and Kibena Tea Limited.





REPORT OF THE DIRECTORS FOR THE YEAR ENDED 31 DECEMBER 2002

1. The Directors present their report together with the Consolidated Financial Statements for the year ended 31 December 2002, which disclose the state of affairs of the Company and the Group as at that date.

2. **Principal activities**

The Group's principal activities are the growing, processing, blending, marketing and distribution of tea and of instant coffee. The Katumba and Kibena factories undertake growing and processing while blending is done at the Mafinga factory for local marketing under the Chai Bora, Highlands Organic and Kahawa Bora brand names. The Group exports made tea for sale at the Mombasa auction and privately.

3. **Acquisition of subsidiaries**

The Company owns two subsidiary companies, Wakulima Tea Company Limited and Kibena Tea Limited. Wakulima was acquired in 2001, whilst Kibena is a new acquisition in 2002.

On 12 August 2002, the Company made a second equity subscription in Wakulima of 547,875 Ordinary Shares making a total of 1,647,528 shares (a 79.98% shareholding).

On 11 March 2002, following receipt of the necessary approvals from the Capital Markets and Securities Authority, the Company completed the purchase of Kibena for USD 2 million from Freshfields Investment Limited, effective from 28 February 2002. The purchase consideration was settled through the issue of 3,028,000 new ordinary shares in the Company by way of a private placement to Freshfields, with existing members waiving their rights to the new shares.

The purchase of Kibena Tea Limited, and the issue and listing of the 3,028,000 new ordinary shares ranking pari passu in all respects with the existing ordinary shares in issue, were unanimously approved by the Shareholders during the Extraordinary General Meeting held on 14 February 2002.

4. **Results and appropriations**

	2002	2001
	Tzs '000	Tzs '000
Group profit/(loss) after taxation	447,341	(79,452)
Minority interests	(5,662)	37,746
Profit attributable to shareholders	<u>441,679</u>	<u>(41,706)</u>
Less: Appropriations		
Dividend for 2001 on additional shares	(121,120)	-
Final dividend proposed – Tzs 40 (2001 - Tzs 40) per share	(576,312)	(423,920)
Withdrawn from retained earnings	<u>(255,753)</u>	<u>(465,626)</u>

The Directors intend to recommend a final dividend of Tzs 40 per ordinary share on the issued share capital of the company, payable out of accumulated retained earnings.

5. **Major shareholdings**

	Number of shares	%
Shareholding		
Freshfields Investment Limited	7,594,376	52.71
Parastatal Pension Fund	1,588,876	11.03
Hon. J J Mungai (MP)	930,245	6.46
Mr. G C Theobald	900,148	6.25
National Social Security Fund	780,000	5.41
Social Action Trust Fund	764,724	5.31



6. Board of Directors

The Directors of the Company at the date of this report, all of whom have served during the year except as indicated are: -

Name	Nationality	
Hon. J J Mungai (MP)	Tanzanian	Chairman
Mr. G C Theobald	British	Managing Director
Mr. G P Theobald	British	
Mr. D Henderson	British	
Mr. D Pallangyo	Tanzanian	Resigned 2 April 2002
Mr. V Rweyemamu	Tanzanian	
Mr. R W Cox	British	
Mr. C Groom	British	Resigned 1 August 2002
Mr. D Owen	British	Resigned 2 March 2002
Mr. M Turner	British	Appointed 20 March 2002
Mr. P D Rowland	British	Appointed 28 May 2002
Mr. B A Patel	British	Appointed 28 May 2002
Ms. K D Bandawe	Tanzanian	Appointed 18 October 2002
Mr. F Mbala	Tanzanian	Appointed 18 October 2002

7. Directors' shareholdings

The Directors' interests in the issued and paid up shares of the Company at 31 December 2002 were as follows:

	2002		2001	
	Number	Par value Tzs '000	Number	Par value Tzs '000
Hon. J J Mungai (MP)	930,245	23,256	1,009,500	25,237
Mr. G C Theobald	900,148	22,504	844,799	21,120
Mr. G P Theobald	213,104	5,328	200,000	5,000

8. Fixed assets

Movements in fixed assets during the year are shown in Note 8 on page 16. In the opinion of the Directors, the market value of the Group's properties is not lower than the value shown in the financial statements.

9. Donations

During the year the following donations were made:

	Tzs '000
World Women day	100
May day	30
Uhuru torch	30

10. Distribution centres

The Company closed down three depots and remained with four distribution centres with over 100 sub-distributors in Dar es Salaam and seven up-country regions. The Group's made teas are sold primarily through the Mombasa Tea Auction and by private sale for export to the United Kingdom.



11. Suppliers

The Group obtains its requirements from both local and foreign suppliers. The local suppliers include ten major suppliers of raw teas, coffee powder and packing materials. In addition, smallholders supply green leaf to our subsidiary factories for processing.

Foreign suppliers include suppliers for tea machinery, spares and packing materials.

12. Marketing strategy

The objective of the Company is to increase local sales by driving further growth of the internal tea market itself and further increasing Chai Bora's share of the tea market in Tanzania.

The specific objective of the Group is to achieve the budgeted volume target in the current year by:

- Production of an increased volume of high quality tea for export.
- Streamlining the distribution network to ensure cost effective market saturation.
- Increasing the distribution coverage.
- Building consumer loyalty.
- Combating competition with the best quality products, best distribution and best prices.
- Lobbying government to sustain its activities against smuggled tea and maintain the restrictions on imported teas.
- Campaigning to reduce taxes (particularly VAT) to improve social welfare.

13. Employment and employees

• Health, safety and welfare

The Group provides canteen facilities at the factories and DSM office for its employees. Medical coverage is provided for staff at the appointed Government and private hospitals.

It is a basic policy of the Group to maintain a safe working environment at all times in its factories and offices. Measures to ensure the achievement of this objective are under constant review.

• Employee involvement and training

The Group believes that the professional and technical expertise of its managers and staff constitutes a major asset; investment in developing such skills continues to receive constant attention. The Group skills base has been steadily expanding within the range of training provided, including short courses that have broadened the opportunities for career development within the Group.

Incentive schemes designed to meet the circumstances of each individual are implemented wherever appropriate and some of these schemes include bonuses.

• Employee share scheme

The employees continued to repay their loans from bonuses and dividends.

14. Directors' responsibilities

The Directors are required under the Companies Ordinance to prepare financial statements for each financial year that give a true and fair view of the state of affairs of the Company and of the Group at the end of the financial year and of their profits or losses for the year. In doing so they ensure that:

- proper accounting records are maintained,
- applicable accounting standards are followed,
- suitable accounting policies are adopted and consistently applied,
- judgements and estimates made are reasonable and prudent,
- the going concern basis is used, unless it is appropriate to presume that the Company will not continue in business, and



TANZANIA TEA PACKERS LIMITED

- internal control procedures are instituted which, as far as is reasonably possible, safeguard the assets and prevent and detect fraud and other irregularities.

The financial statements of the Company and of the Group were approved at a meeting of the Board of Directors held on 14 March 2003.

15. Auditors

The auditors, KPMG, have indicated their willingness to continue in office. A resolution to re-appoint KPMG will be proposed at the Annual General Meeting

By order of the Board

A handwritten signature in black ink, appearing to read "A. M. M. M. M.", is written over a dotted line.

.....
Company Secretary

Date 14 March 2003



**AUDITORS' REPORT TO THE MEMBERS OF
TANZANIA TEA PACKERS LIMITED**

We have audited the consolidated financial statements set out on pages 9 to 20, which have been prepared on the basis of the accounting policies set out in Note 1. We have obtained all the information and explanations, which to the best of our knowledge and belief were necessary for the purposes of our audit and to provide a reasonable basis for our opinion. The financial statements of the Company are in agreement with its books of account.

Respective responsibilities of directors and auditors

Under the provisions of the Companies Ordinance (Cap 212), the directors are responsible for the preparation of financial statements, which give a true and fair view of the state of affairs of the Company and of the Group and of their operating results. Our responsibility is to express an independent opinion on the financial statements based on our audit and to report our opinion to you.

Basis of opinion

We conducted our audit in accordance with both International Standards on Auditing and Tanzania Auditing Standards. Those Standards require that we plan and perform our audit to obtain reasonable assurance that the financial statements are free from material misstatement. An audit includes an examination, on a test basis, of evidence supporting the amounts and disclosures in the financial statements. It also includes an assessment of the accounting policies used and significant estimates made by the directors, as well as an evaluation of the overall presentation of the financial statements. We believe that our audit provides a reasonable basis for our opinion.

Opinion

In our opinion, proper books of account have been kept by the Company and the financial statements give a true and fair view of the state of affairs of the Company and of the Group as at 31 December 2002 and of the results of their operations and cash flows for the year then ended in accordance with Tanzania Financial Accounting Standards and comply with the Companies Ordinance (Cap 212).

KPMG

Certified Public Accountants

Dar es Salaam

Date: 14 March 2003



TANZANIA TEA PACKERS LIMITED

PROFIT AND LOSS ACCOUNTS
For the year ended 31 December 2002

	Notes	Group		Company	
		2002 Tzs '000	2001 Tzs '000	2002 Tzs '000	2001 Tzs '000
Revenue		9,812,547	4,641,777	4,911,957	4,285,602
Cost of sales		(5,985,139)	(2,897,769)	(3,107,465)	(2,630,823)
Gross profit		3,827,408	1,744,008	1,804,492	1,654,779
Other income		<u>184,616</u>	<u>18,691</u>	<u>267,881</u>	<u>31,697</u>
		4,012,024	1,762,699	2,072,373	1,686,476
Operating expenses					
Marketing and distribution costs		(1,661,212)	(1,341,831)	(1,051,955)	(1,275,038)
Administrative expenses		<u>(1,324,451)</u>	<u>(306,387)</u>	<u>(741,963)</u>	<u>(200,798)</u>
Operating profit		1,026,361	114,481	278,455	210,640
Finance costs	2	<u>(579,490)</u>	<u>(143,951)</u>	<u>(194,084)</u>	<u>(97,465)</u>
Profit before taxation	3	446,871	(29,470)	84,371	113,175
Taxation	4	<u>470</u>	<u>(49,982)</u>	<u>470</u>	<u>(49,982)</u>
Group profit/(loss) before minority interests		447,341	(79,452)		
Minority interests		<u>(5,662)</u>	<u>37,746</u>		
Profit/(loss) for the year attributable to shareholders		<u><u>441,679</u></u>	<u><u>(41,706)</u></u>	<u><u>84,841</u></u>	<u><u>63,193</u></u>
Earnings per share	5	<u>Tzs 32.53</u>	<u>Tzs (3.94)</u>		
Dividend per share	6	<u>Tzs 40.00</u>	<u>Tzs 40.00</u>		

Notes and related statements forming part of these financial statements appear on pages 13 to 20.

Auditors' Report - 8



STATEMENTS OF CHANGES IN EQUITY

For the year ended 31 December 2002

<i>Group</i>	Share capital Tzs '000	Share premium Tzs '000	Retained income Tzs '000	Proposed dividend Tzs '000	Total Tzs '000
Balance at 1 January 2001					
-as originally stated	264,950	604,237	1,289,810	243,754	2,402,751
-prior period adjustment (Note 7)	-	-	(60,833)	-	(60,833)
-as restated	264,950	604,237	1,228,977	243,754	2,341,918
Dividends declared payable	-	-	-	(243,754)	(243,754)
Net loss for the year	-	-	(41,706)	-	(41,706)
Proposed dividends	-	-	(423,920)	423,920	-
Change in minority interest percentage	-	-	56,151	-	56,151
Balance at 31 December 2001	<u>264,950</u>	<u>604,237</u>	<u>819,502</u>	<u>423,920</u>	<u>2,112,609</u>
Dividends declared payable	-	-	(121,120)	(423,920)	(545,040)
Issue of new shares	95,245	1,569,405	-	-	1,664,650
Net profit for the year	-	-	441,679	-	441,679
Proposed dividends	-	-	(576,312)	576,312	-
Change in minority interest percentage	-	-	(29,149)	-	(29,149)
Balance at 31 December 2002	<u>360,195</u>	<u>2,173,642</u>	<u>534,600</u>	<u>576,312</u>	<u>3,644,749</u>
<i>Company</i>					
Balance at 1 January 2001					
-as originally stated	264,950	604,237	1,289,810	243,754	2,402,751
-prior period adjustment (Note 7)	-	-	(60,833)	-	(60,833)
-as restated	264,950	604,237	1,228,977	243,754	2,341,918
Dividends declared payable	-	-	-	(243,754)	(243,754)
Net profit for the year	-	-	63,193	-	63,193
Proposed dividends	-	-	(423,920)	423,920	-
Balance at 31 December 2001	<u>264,950</u>	<u>604,237</u>	<u>868,250</u>	<u>423,920</u>	<u>2,161,357</u>
Dividends declared payable	-	-	(121,120)	(423,920)	(545,040)
Issue of new shares	95,245	1,569,405	-	-	1,664,650
Net profit for the year	-	-	84,841	-	84,841
Proposed dividends	-	-	(576,312)	576,312	-
Balance at 31 December 2002	<u>360,195</u>	<u>2,173,642</u>	<u>255,659</u>	<u>576,312</u>	<u>3,365,808</u>

Notes and related statements forming part of these financial statements appear on pages 13 to 20.
Auditors' Report - 8



BALANCE SHEETS
At 31 December 2002

	Notes	Group		Company	
		2002	2001	2002	2001
		Tzs '000	Tzs '000	Tzs '000	
Assets					
Non-current assets					
Fixed assets	8	6,701,050	3,252,298	909,465	888,431
Biological assets	9	6,596,844	-	-	-
Investment in subsidiaries	10	-	-	3,156,915	1,274,772
		<u>13,297,894</u>	<u>3,252,298</u>	<u>4,066,380</u>	<u>2,163,203</u>
Negative goodwill arising on consolidation		<u>(3,624,462)</u>	<u>(503,100)</u>		
		9,673,432	2,749,198		
Current assets					
Inventories	11	2,082,620	991,116	933,110	826,452
Trade and other receivables	12	1,798,848	1,074,105	1,078,806	827,275
Tax recoverable		110,986	67,682	100,916	57,612
Bank and cash balances		<u>819,500</u>	<u>168,286</u>	<u>216,015</u>	<u>78,317</u>
		<u>4,811,954</u>	<u>2,301,189</u>	<u>2,328,847</u>	<u>1,789,656</u>
		<u>14,485,386</u>	<u>5,050,387</u>	<u>6,395,227</u>	<u>3,952,859</u>
Equity and liabilities					
Shareholders equity					
Issued share capital	13	360,195	264,950	360,195	264,950
Share premium		2,173,642	604,237	2,173,642	604,237
Retained earnings		534,600	819,502	255,659	868,250
Proposed dividends		<u>576,312</u>	<u>423,920</u>	<u>576,312</u>	<u>423,920</u>
		3,644,749	2,112,609	3,365,808	2,161,357
Minority interests	14	579,496	362,061		
Non-current liabilities					
Bank and other borrowings	17	6,520,277	829,132	1,968,667	495,180
Deferred taxation	16	<u>99,649</u>	<u>110,815</u>	<u>99,649</u>	<u>110,815</u>
		6,619,926	939,947	2,068,316	605,995
Current liabilities					
Trade and other payables	15	1,528,438	548,347	680,768	437,643
Current portion of bank and other borrowings	17	1,460,025	854,726	-	687,750
Bank overdrafts	17	<u>652,752</u>	<u>232,697</u>	<u>280,335</u>	<u>60,114</u>
		3,641,215	1,635,770	961,103	1,185,507
		<u>14,485,386</u>	<u>5,050,387</u>	<u>6,395,227</u>	<u>3,952,859</u>

Director

Date...14 March 2003.....

Director

Date...14 March 2003.....

Notes and related statements forming part of these financial statements appear on pages 13 to 20.

Auditors' Report - 8



CASH FLOW STATEMENTS
For the year ended 31 December 2002

	Notes	Group		Company	
		2002 Tzs '000	2001 Tzs '000	2002 Tzs '000	2001 Tzs '000
Cash flows from operating activities					
Net cash flow from operations	20	1,243,768	(211,979)	273,747	147,421
Interest paid		(387,733)	(94,261)	(89,371)	(58,171)
Taxation paid		(54,000)	(62,978)	(54,000)	(52,908)
Cash dividend paid including withholding tax for scrip issue		<u>(96,201)</u>	<u>(230,647)</u>	<u>(96,201)</u>	<u>(230,647)</u>
Net cash flow operating activities		705,834	(599,865)	34,175	(194,305)
Cash flows from investing activities					
Acquisition of subsidiary, net of cash	20	(120,054)	(861,350)	(670,943)	(1,274,772)
Purchase of fixed assets		(1,486,152)	(613,264)	(231,492)	(333,639)
Costs incurred on biological assets		(97,694)	-	-	-
Proceeds on disposal of fixed assets		<u>5,680</u>	<u>20,740</u>	-	<u>15,068</u>
Net cash flow from investing activities		(1,698,220)	(1,453,874)	(902,435)	(1,593,343)
Cash flows from financing activities					
Proceeds from long term loans		2,724,778	1,366,407	1,968,667	1,182,930
Loan repayments		(1,683,858)	-	(1,182,930)	-
Proceeds from shares in subsidiary issued to minority interests		<u>182,625</u>	-	-	-
Net cash flow from financing activities		1,223,545	1,366,407	785,737	1,182,930
Net movement in cash and cash equivalents		231,159	(687,332)	(82,523)	(604,718)
Cash and cash equivalents at the start of the year		(64,411)	622,921	18,203	622,921
Cash and cash equivalents at the end of the year	20	<u>166,748</u>	<u>(64,411)</u>	<u>(64,320)</u>	<u>18,203</u>

Notes and related statements forming part of these financial statements appear on pages 13 to 20.

Auditors' Report - 8



NOTES TO THE FINANCIAL STATEMENTS For the year ended 31 December 2002

1. Principal accounting policies

The principal accounting policies adopted in the preparation of these financial statements are set out below:

(a) Accounting convention

The financial statements are prepared under the historical cost convention, as modified by the revaluation of certain assets, and in accordance with Tanzania Financial Accounting Standards.

(b) Consolidation

The Group financial statements include the financial statements of Tanzania Tea Packers Limited and its two subsidiaries, all made up to 31 December. All intercompany transactions, balances and unrealised gains on transactions between Group companies are eliminated on consolidation.

The negative goodwill on consolidation of the subsidiaries represents the excess of the fair value of the Group's share of the net assets acquired over the costs of acquisition. Negative goodwill is presented in the Group balance sheet as a deduction from the cost/valuation of fixed assets, and is amortised over a period of twenty years.

(c) Revenue

This represents the invoiced value of goods sold net of VAT, and is recognised on delivery of goods to customers or when tea is sold at auction.

(d) Taxation

Current taxation is provided for on the basis of the results for the year adjusted in accordance with the tax legislation. Deferred taxation is provided at currently enacted tax rates using the balance sheet liability method for all temporary differences arising between the tax bases of assets and liabilities and their carrying values for financial reporting purposes.

Deferred tax assets arising from the carry forward of unutilised tax losses are recognised only to the extent that future taxable profits are likely to be available against which the losses may be utilised.

(e) Translation of foreign currencies

Transactions during the year are converted into Tanzanian Shillings at mean monthly rates obtained from Standard Chartered Bank. Assets and liabilities at the balance sheet date are converted at rates ruling at year-end. The resulting differences from conversion and translation are dealt with in the profit and loss account in the year in which they arise.

(f) Fixed assets

Fixed assets are stated at cost to the Group less accumulated depreciation. Cost to the Group, in the case of the fixed assets of the subsidiaries, is represented by the fair value of the assets acquired at the date of acquisition of each subsidiary.

Depreciation is provided so as to write off the cost of fixed assets on a straight-line basis over their expected useful lives. The principal annual rates used for this purpose, which are consistent with those of last year, are:



	Rate (%)
Land	-
Buildings	4.0
Motor vehicles and aircraft	25.0
Machinery, equipment, furniture and fittings	12.5
Computers	33.3

(g) Biological assets

Biological assets are stated at cost less accumulated depreciation.

Costs incurred in respect of tea plantations are capitalised up to the time of maturity of the tea bushes, and are then depreciated over a period of 50 years from the first harvest. Costs incurred in respect of forestry plantations are charged off as consumable items based on the proportion of hectares harvested to hectares planted, using the total costs involved to maturity.

(h) Inventories

Inventories are stated at the lower of cost and net realisable value. Net realisable value is the price at which goods can be sold in the normal course of business after deducting selling and other costs of delivery to buyers.

Cost of finished and unprocessed products includes the cost of green leaf, unprocessed coffee and other materials used on a weighted average basis, plus direct labour and overheads in both the tea and blending/packing factories as appropriate up to the stage of completion of the product. Stores and consumables are stated at cost less any provision for obsolescence.

(i) Advances to growers

Advances to tea growers, in the form of fertiliser and other farm inputs, are carried at their net realisable values after deducting specific provisions for amounts considered to be doubtful of recovery. Income arising from margins on farm inputs is deferred until the related debt has been recovered from the tea grower.

(j) Receivables

Trade and other receivables are carried at expected recoverable amounts, after making provisions for doubtful accounts.

(k) Cash and cash equivalents

For the purpose of the cash flow statement, cash and cash equivalents comprise cash in hand and at bank, net of bank overdrafts.

(l) Comparative figures

Where necessary, comparative figures have been reclassified to corresponding with the presentation and analyses used in the current year accounts.

2. Finance costs

	Group		Company	
	2002	2001	2002	2001
	Tzs '000	Tzs '000	Tzs '000	Tzs '000
Interest expense	387,732	89,626	115,842	58,171
Exchange loss	191,758	54,325	78,242	39,294
	<u>579,490</u>	<u>143,951</u>	<u>194,084</u>	<u>97,465</u>



TANZANIA TEA PACKERS LIMITED

3. Profit before taxation

	Group		Company	
	2002	2001	2002	2001
	Tzs '000	Tzs '000	Tzs '000	Tzs '000
Profit before taxation is stated after charging/(crediting):				
Directors' remuneration:				
Executive	228,984	86,255	228,984	86,255
Non-executive	39,483	33,233	39,483	33,233
Directors' fees:				
Executive	-	1,356	-	1,356
Non-executive	6,881	8,798	6,251	7,794
Depreciation and amortisation	757,478	248,425	210,458	168,443
Auditors' remuneration	50,000	23,423	14,650	10,500
Loss/(Gain) on disposal of fixed assets	<u>7,553</u>	<u>(12,002)</u>	<u>-</u>	<u>(7,965)</u>

4. Taxation

Income tax expense

Current income tax at 30% of tax adjusted profits	10,696	-	10,696	-
Deferred tax (credit)/expense	<u>(11,166)</u>	<u>49,982</u>	<u>(11,166)</u>	<u>49,982</u>
	<u>(470)</u>	<u>49,982</u>	<u>(470)</u>	<u>49,982</u>

Deferred tax provision

At 1 January	110,815	60,833	110,815	60,833
(Credit)/Charge for the year	<u>(11,166)</u>	<u>49,982</u>	<u>(11,166)</u>	<u>49,982</u>
At 31 December	<u>99,649</u>	<u>110,815</u>	<u>99,649</u>	<u>110,815</u>

No charge to taxation arises in the subsidiaries because of tax holidays granted under the Tanzania Investment Act 1997. However, tax computations are subject to agreement with the Tanzania Revenue Authority.

Deferred tax arises principally from the claiming of accelerated depreciation for tax purposes (see Note 16).

5. Earnings per share

The earnings per share is based on the group profit attributable to shareholders of Tzs 441,679,000 (2001 – restated group loss attributable of Tzs 41,706,000) and on the weighted average number of paid-up ordinary shares in issue throughout the year of 13,577,390 (2001 – 10,598,000).

6. Dividends

	Group		Company	
	2002	2001	2002	2001
	Tzs '000	Tzs '000	Tzs '000	Tzs '000
Dividend proposed:				
Tzs 40 (2001-Tzs 40) per ordinary share	<u>576,312</u>	<u>423,920</u>	<u>576,312</u>	<u>423,920</u>



7. Prior period adjustment

This relates to the company's decision to provide for deferred tax on the balance sheet liability method in full for the first time, following the end of the company's tax holiday and the elimination of tax losses. The prior period provisions for deferred tax have now been adjusted for as shown below:

	Tzs '000
Up to 31 December 2000	60,833
Year ended 31 December 2001	<u>49,982</u>
	<u>110,815</u>

8 Fixed assets

	Land & buildings Tzs '000	Motor Vehicle & aircraft Tzs '000	Machinery, equipment, furniture & fittings Tzs '000	Capital work in progress Tzs '000	Total Tzs '000
<i>Group</i>					
Cost					
At 1 January 2002	2,094,308	426,906	863,551	399,648	3,784,413
On acquisition of subsidiary	1,484,756	13,115	1,051,236	21,496	2,570,603
Additions	-	91,671	162,389	1,232,092	1,486,152
Transfers	52,023	-	567,328	(619,351)	-
Disposals	-	-	<u>(20,577)</u>	-	<u>(20,577)</u>
At 31 December 2002	<u>3,631,087</u>	<u>531,692</u>	<u>2,623,927</u>	<u>1,033,885</u>	<u>7,820,591</u>
Depreciation					
At 1 January 2002	57,261	213,928	260,926	-	532,115
Charge for the year	86,322	128,280	380,168	-	594,770
Disposals	-	-	<u>(7,344)</u>	-	<u>(7,344)</u>
At 31 December 2002	<u>143,583</u>	<u>342,208</u>	<u>633,750</u>	-	<u>1,119,541</u>
Net book value					
At 31 December 2002	<u>3,487,504</u>	<u>189,484</u>	<u>1,990,177</u>	<u>1,033,885</u>	<u>6,701,050</u>
At 31 December 2001	<u>2,037,047</u>	<u>212,978</u>	<u>602,625</u>	<u>399,648</u>	<u>3,252,298</u>
<i>Company</i>					
Cost					
At 1 January 2002	341,826	371,139	628,767	-	1,341,732
Additions	-	79,171	152,321	-	231,492
Disposals	-	-	-	-	-
At 31 December 2002	<u>341,826</u>	<u>450,310</u>	<u>781,088</u>	-	<u>1,573,224</u>
Depreciation					
At 1 January 2002	35,793	208,762	208,746	-	453,301
Charge for the year	11,452	93,865	105,141	-	210,458
Disposals	-	-	-	-	-
At 31 December 2002	<u>47,245</u>	<u>302,627</u>	<u>313,887</u>	-	<u>663,759</u>
Net book value					
At 31 December 2002	<u>294,581</u>	<u>147,683</u>	<u>467,201</u>	-	<u>909,465</u>
At 31 December 2001	<u>306,033</u>	<u>162,377</u>	<u>420,021</u>	-	<u>888,431</u>

Included in fixed assets is an aircraft, which the Managing Director of the company has the option of buying at its written down value five years after acquisition. The aircraft was acquired in 1998 at a cost of Tzs 49.7 million.

The above assets are utilised as security for the Group's banking facilities as described in Note 17.



TANZANIA TEA PACKERS LIMITED

9 Biological assets

	Tea Bushes		Nurseries Tzs '000	Forestry		Total Tzs '000
	Mature Tzs '000	Immature Tzs '000		Pine Tzs '000	Eucalyptus Tzs '000	
<i>Group</i>						
Cost						
On acquisition of business	6,600,903	-	-	9,761	51,194	6,661,858
Additions	9,296	27,553	47,546	2,128	11,171	97,694
At 31 December 2002	<u>6,610,199</u>	<u>27,553</u>	<u>47,546</u>	<u>11,889</u>	<u>62,365</u>	<u>6,759,552</u>
Depreciation						
Charge for the period	<u>162,708</u>	-	-	-	-	<u>162,708</u>
At 31 December 2002	<u>162,708</u>	-	-	-	-	<u>162,708</u>
Net book value						
At 31 December 2002	<u>6,447,491</u>	<u>27,553</u>	<u>47,546</u>	<u>11,889</u>	<u>62,365</u>	<u>6,596,844</u>

10 Investment in subsidiaries

	2002 Tzs '000	2001 Tzs '000
Wakulima Tea Company Limited	1,826,007	1,274,772
Kibena Tea Limited	<u>1,330,908</u>	-
	<u>3,156,915</u>	<u>1,274,772</u>

The company acquired a 75% shareholding in Wakulima Tea Company Limited on 31 May 2001 at a cost of Tzs 864,774,000; and subsequently increased this to an 82.7% shareholding through an equity call on 10 October 2001 at a further cost of Tzs 409,998,000. The Company shareholding in Wakulima Tea Company Ltd was reduced to 80% due to the minority shareholders subscribing to an equity call made on 11 June 2002, to which the company invested a further Tzs 551,235,000.

The company acquired a 100% shareholding in Kibena Tea Limited effective on 28 February 2002 from Freshfields Investments Ltd through an exchange of 3,028,000 shares with a market price of Tzs 400 per share. The investment in Kibena Tea Ltd above represents the value of shares issued plus other incidental costs incurred to completion.

11 Inventories

	Group		Company	
	2002 Tzs '000	2001 Tzs '000	2002 Tzs '000	2001 Tzs '000
Finished products	223,314	268,808	223,314	268,808
Unprocessed products	777,446	204,102	128,687	115,254
Stores and consumables	1,057,724	503,892	556,974	428,076
Goods in transit	24,136	14,314	24,135	14,314
	<u>2,082,620</u>	<u>991,116</u>	<u>933,110</u>	<u>826,452</u>



TANZANIA TEA PACKERS LIMITED

12 Trade and other receivables

	Group		Company	
	2002	2001	2002	2001
	Tzs '000	Tzs '000	Tzs '000	Tzs '000
Trade debtors	867,160	476,532	562,526	444,212
Advances to tea growers	153,332	164,650	-	-
VAT recoverable	327,259	-	-	-
Other receivables	175,299	192,673	147,863	162,801
Deposits and prepaid expenses	227,798	173,405	93,453	138,713
Due from directors	11,603	4,450	10,978	4,450
Due from related parties	36,397	62,395	263,986	77,099
	<u>1,798,848</u>	<u>1,074,105</u>	<u>1,078,806</u>	<u>827,275</u>

13 Share capital

Authorised:				
20,000,000 ordinary shares of Tzs 25 each	<u>500,000</u>	<u>500,000</u>	<u>500,000</u>	<u>500,000</u>
Issued and fully paid:				
14,407,812 ordinary shares of Tzs 25 each	<u>360,195</u>	<u>264,950</u>	<u>360,195</u>	<u>264,950</u>

14 Minority interests

The net assets of the subsidiary attributable to the minority interests at 31 December 2002 have been computed as follows:

	Net assets of subsidiary	2002 Share of minority interest	Minority Interests	Net assets of subsidiary	2001 Share of minority interest	Minority Interest
	Tzs '000		Tzs '000	Tzs '000		Tzs '000
Share capital	2,060,038			1,329,538		
Revaluation reserves	1,152,268			1,152,268		
Accumulated losses	(314,828)			(388,966)		
	<u>2,897,478</u>	20%	<u>579,496</u>	<u>2,092,840</u>	17.3%	<u>362,061</u>

15 Trade and other payables

	Group		Company	
	2002	2001	2002	2001
	Tzs '000	Tzs '000	Tzs '000	Tzs '000
Trade creditors	492,452	302,543	414,689	246,688
Other creditors and accrued expenses	989,757	184,890	221,915	139,109
VAT payable	-	14,776	29,015	34,426
Due to directors	3,164	825	3,164	825
Due to related parties	6,365	6,480	1	-
Deferred income	24,716	22,238	-	-
Unclaimed dividend warrants	11,984	16,595	11,984	16,595
	<u>1,528,438</u>	<u>548,347</u>	<u>680,768</u>	<u>437,643</u>



TANZANIA TEA PACKERS LIMITED

16 Deferred tax	Group		Company	
	2002	2001	2002	2001
	Tzs '000	Tzs '000	Tzs '000	Tzs '000
Deferred tax liability arises from the following temporary differences:				
Accelerated depreciation for tax purposes	332,164	369,383	332,164	369,383
Provision for deferred tax @ 30%	<u>99,649</u>	<u>110,815</u>	<u>99,649</u>	<u>110,815</u>
17 Borrowing facilities				
Due after more than one year				
Bank and other borrowings	7,639,039	1,683,858	1,968,667	1,182,930
Less: Current portion	<u>(1,118,762)</u>	<u>(854,726)</u>	-	<u>(687,750)</u>
Due after more than 12 months	<u>6,520,277</u>	<u>829,132</u>	<u>1,968,667</u>	<u>495,180</u>
Due within one year				
Pan African Holdings Limited	297,878	-	-	-
Freshfields Investments Limited	43,385	-	-	-
Current portion of bank borrowings	<u>1,118,762</u>	<u>854,726</u>	-	<u>687,750</u>
	<u>1,460,025</u>	<u>854,726</u>	-	<u>687,750</u>

During the year, the company obtained a USD 2,800,000 long term loan facility from Societe De Promotion et de Participation pour la Cooperation Economique S.A. (PROPARCO) to repay its existing loans and to finance the second equity call in Wakulima Tea Company Limited. This total loan facility included an amount to be on lent to Wakulima of USD 1,100,000, for the rehabilitation of its tea factories, of which USD 784,262 had been drawn down by 31 December 2002.

The PROPARCO loan carries an interest rate calculated at 3% above USD 6-month LIBOR (1.3%) payable half-yearly from 5 October 2002. The loan is secured by a debenture creating a first fixed and floating charge over all the assets of the company and of Wakulima, and by mortgage deeds on the right of occupancy of the company's factory in Mafinga and Wakulima's two tea factories in Rungwe. The loan principal is repayable half-yearly over a period of six years from 5 October 2004.

Kibena Tea Limited obtained a USD 5,000,000 long-term loan facility from Barclays Bank Tanzania Limited to repay its original shareholder loan. The Barclays loan carries an interest rate calculated at 3% above USD 3-month LIBOR (currently 1.4%), and is secured by a legal charge over all the tea estate of Kibena. The loan is repayable over a term not exceeding 5 years, inclusive of a 12-month repayment holiday from 25 January 2002. Monthly repayments commenced on 25 January 2003.

In addition, Kibena enjoys an overdraft facility with Barclays, to finance its working capital requirements, up to a limit of USD 600,000. This facility is secured alongside the long-term loan described above, and carries interest at 0.75% below the bank's prime rate for USD lendings.

Wakulima has an unutilised overdraft facility with Standard Chartered Bank Tanzania Limited, to finance its working capital requirements, up to a limit of USD 300,000.

The company has obtained an unsecured overdraft facility from Stanbic Bank Tanzania Limited, up to a limit of Tzs 350 million, to assist with working capital requirements.

Pan African Holdings Limited

This loan owed by Kibena arises from the deferred settlement terms of the Asset Purchase Agreement dated 15 November 2001, under which Kibena Tea Company Limited acquired the Kibena tea division of Tanganyika Wattle Company Limited. Tanganyika Wattle assigned its rights under this loan agreement to Pan African Holdings Limited on 26 February 2002.

The loan, which is unsecured, carries interest with effect from 1 January 2003 calculated at a rate of 3% above USD 3-month LIBOR, and is payable by 30 June 2003.



Freshfields Investments Limited

This loan owed by Kibena Tea Limited represents the capitalised interest of US\$ 44,422 on its original shareholder loan of US\$ 5,000,000, up to the date on which the shareholder loan was replaced by the Barclays loan. The terms of repayment and interest on this loan are identical to the Pan African Holdings Limited loan.

18 Related party transactions

All transaction between Group companies or with other related parties were carried out in the normal course of business on an arm's length basis.

19 Contingent liabilities

The Directors are not aware of any contingent liabilities affecting the Group or the Company as at the date of this report. However, the subsidiaries have capital commitments contracted for but not provided as at 31 December 2002 amounting to Tzs 914 million in respect of the ongoing rehabilitation of their tea factories and an upgrading of processing facilities.

20 Notes to the cash flow statement

	Group		Company	
	2002	2001	2002	2001
	Tzs '000	Tzs '000	Tzs '000	Tzs '000
A. Cash generated from operations				
Profit/(Loss) before tax and minority interests	339,360	(29,470)	105,544	113,175
Adjustments for:				
Depreciation and amortisation	757,478	248,425	210,458	168,443
Amortisation of goodwill on consolidation	(36,608)	-	-	-
Exchange gain on income note	-	-	(21,173)	-
Interest expense	387,733	89,626	89,371	58,171
Loss/(Gain) on disposal of fixed assets	7,533	(12,002)	-	(7,965)
Operating profit before working capital changes	1,455,516	296,579	384,200	331,824
(Increase)/Decrease in inventories	(425,627)	(73)	(106,658)	56,459
Increase in receivables	(355,529)	(318,434)	(251,531)	(122,542)
Increase/(Decrease) in payables	569,408	(190,051)	247,736	(118,320)
Net cash flow from operations	1,243,768	(211,979)	273,747	147,421
B. Acquisition of subsidiary				
The fair value of assets and liabilities assumed on acquisition of the subsidiary were:				
Fixed assets	2,570,603	2,161,224		
Biological assets	6,661,858	-		
Inventories	665,877	108,132		
Receivables	369,214	70,589		
Net cash balances	(348)	3,424		
Payables	(756,557)	(202,085)		
Long-term loans	(4,893,088)	(317,451)		
Minority interest in these net assets	-	(455,959)		
Negative goodwill	(3,286,653)	(503,100)		
Total purchase price/investment cost	1,330,906	864,774		
Purchase consideration by share issue	(1,211,200)	-		
Less: net cash of subsidiary	348	(3,424)		
Cash flow on acquisition (net)	120,054	861,350		
C. Cash and cash equivalents				
Bank and cash balances	819,500	168,286	216,015	78,317
Bank overdrafts	(652,752)	(232,697)	(280,335)	(60,114)
Cash and cash equivalents	166,748	(64,411)	(64,320)	18,203

22 Currency

These financial statements are presented in thousands of Tanzania shillings (Tzs '000).



TANZANIA TEA PACKERS LIMITED

NOTICE OF ANNUAL GENERAL MEETING

Notice is hereby given that the Ninth Annual General Meeting of the Company in respect of the year ended 31st December 2002 will be held at Royal Palm Hotel, Dar es Salaam, on Tuesday 3rd June 2003 at 11:00 a.m.

AGENDA

1. Confirmation of the minutes of the Eighth Annual General Meeting.
2. To receive and adopt the Annual Directors' Report for the year ended 31st December 2002.
3. To receive and adopt the Annual Accounts for the year ended 31st December 2002.
4. To reappoint the Company Auditors.
5. To consider the declaration of dividend/crip issue for the year ended 31st December 2002.
6. Any other Business.

A member entitled to attend and vote at the Annual General Meeting is entitled to appoint any person (whether a member of the Company or not) to attend and vote on the member's behalf.

Proxy forms are attached in this report and must be lodged at the Registered Office of the Company not less than 48 hours before the commencement of the meeting.

BY ORDER OF THE BOARD

G. Asumwisye
COMPANY SECRETARY

Tanzania Tea Packers Limited
P. O. Box 1344,
DAR ES SALAAM.
TANZANIA.
20th April 2003.

Please detach and return this slip to TATEPA if you can attend.

I (name) _____
confirm that I will be attending the TATEPA AGM on 3rd June 2003.

Return to Company Secretary
Tanzania Tea packers Limited,
P.O. Box 1344,
Dar es Salaam,
Tanzania.







TANZANIA TEA PACKERS LIMITED

PROXY

I/We of _____ of _____

Being a member/members of the above-named Company hereby appoint

_____ of _____ or failing

him/her _____ of _____

as my/our Proxy to vote for me/us on my/our behalf at the Annual General Meeting of the Company to be held on the 3rd Day of June 2003 and at any adjournment thereof.

Signed _____

This _____ Day of _____ 2003.

Note: If the organization is a corporation, the proxy must be either under seal, or under the hand of an officer or attorney duly authorised.

If you have appointed a proxy to vote on your behalf please detach and return to:

Company Secretary,
Tanzania Tea Packers Limited,
P. O. Box 1344,
Dar es Salaam,
Tanzania.



TANZANIA TEA PACKERS LIMITED
CONFIDENTIAL MEMORANDUM

To: All Shareholders,

2002 DIVIDEND

Please note as follows:

- a) TATEPA has received a request from several shareholders (both large and small investors) to consider paying the 2002 dividend by way of new shares in The Company, rather than in cash.
- b) In addition, the loan covenants that TATEPA has undertaken for the financing of acquisitions require prudence on the payment of dividends in cash.

It is therefore proposed that for the year 2002 all shareholders be offered the option to receive their dividend either in cash at Tzs.40 per share, or by way of new shares in TATEPA based on the prevailing market price on 3rd June 2003 (by way of example, if the market price was Tzs.600, then the dividend scrip would be one new share for each 16 held).

- a) At the time of writing, approximately 80% of shareholders have indicated their desire to take the dividend by way of new shares.
- b) A formal resolution will require to be passed at The Annual General Meeting, authorizing the payment of the dividend by way of either new shares or cash and authorising the allotment of the required new shares.

You are therefore requested to indicate your choice on the attached tear-off slip and send it back to the registered office of the Company or bring it with you to The Annual General Meeting. Failure to do so will not prejudice your rights to the dividend, but in the case that no reply is received by 3rd June 2003, TATEPA will assume that payment of the dividend relating to your shares will be in cash.

Yours faithfully



Company Secretary



Company Secretary
Tanzania Tea Packers Limited
P O Bx 1344
Dar es Salaam

.....
.....
.....
Date:

Dear Madam

RE: DIVIDEND 2002

I/We the undersigned, being shareholders in your Company note that TATEPA intends to make payment of the dividend for 2002 at Tzs.40 per share on the understanding that payment shall be via either a *scrip issue* or cash. I/We understand that permission for *scrip issue* requires to be granted by the relevant authorities and a resolution passed at The Annual General Meeting. In that instance we do hereby waive our right to receive the dividend in cash and we hereby give you our undertaking to receive the *scrip* equivalent to the cash dividend. I/We understand that the *scrip* will be issued at the market price prevailing on 3rd June 2003.

Yours faithfully



P.S. Limited Company to sign under seal.



Meeting consumer needs

Chai Bora continues to dominate the local market, as Tanzania's most popular brand of tea. Consistent quality, affordability and availability have always been the key benchmarks for the brand's success. With TATEPA's interests in tea estates and tea processing, the company will move ahead rapidly to improve clonal varieties and processing techniques in the continual quest to provide better and better quality.

Chai Bora's five blends come in a wide variety of pack sizes and range of prices to suit tea consumers across the country.




Luxury Blend string and tag tea bags were launched in 2001. The blend is popular with the most discerning tea drinkers and the convenient pack format is used extensively in hotels and restaurants.

Premium Blend is available loose or in convenient tea bags. This blend is packed in foil sealed inner packets to guarantee freshness.



Supreme Blend is Chai Bora's most popular tea and consumed by tea drinkers across the country. The blend comes in a wide range of pack sizes, from 2g to 500g and now includes a new smaller 25g brick pack.



Tanzania Highlands Organic Tea. There are stringent international standards required for producing Organic Tea. TATEPA is the only eco-cert licenced packer in East Africa. In 2002, the company launched Tanzania's first Organic tea bags into the domestic market.

Nguvu Blend provides the reassurance of a trusted brand at affordable prices. Chai Bora's most popular pack size, the 2.5g sachet is available in Nguvu Blend.





CHAI BORA

Tanzania Tea Packers Ltd
PO Box 1344, Dar es Salaam, Tanzania
Tel/Fax: 022 2865731
email:chaibora@intafrica.com