



Issued pursuant to regulations 7 and 8 of the Banking and Financial Institutions (Disclosures) Regulations, 2014

PUBLICATION OF FINANCIAL STATEMENTS

MKOMBOZI COMMERCIAL BANK PLC

CONDENSED STATEMENT OF FINANCIAL POSITION AS AT 30TH SEPTEMBER 2020

(Amounts in million shillings)

		Current Quarter 30/09/2020	Previous Quarter 30/06/2020
A. ASSETS			
1	Cash	8,315	9,091
2	Balances with Bank of Tanzania	11,409	13,440
3	Investments in Government securities	24,380	25,380
4	Balances with other banks and financial institutions	9,710	10,292
5	Cheques and items for clearing	102	101
6	Inter branch float items	(5)	(5)
7	Bills negotiated	-	-
8	Customers' liabilities for acceptances	-	-
9	Interbank Loans Receivables	21,792	17,425
10	Investments in other securities	2,000	2,000
11	Loans, advances and overdrafts (net of allowances for probable losses)	- 118,648	- 119,995
12	Other assets	2,919	1,681
13	Equity Investments	539	539
14	Underwriting accounts	-	-
15	Property, Plant and Equipment	7,914	8,215
16	TOTAL ASSETS	207,722	208,154
B. LIABILITIES			
17	Deposits from other banks and financial institutions	-	-
18	Customer deposits	167,400	166,326
19	Cash letters of credit	-	-
20	Special deposits	-	-
21	Payment orders/transfers payable	-	-
22	Bankers' cheques and drafts issued	7	7
23	Accrued taxes and expenses payable	6,537	6,031
24	Acceptances outstanding	-	-
25	Interbranch float items	-	-
26	Unearned income and other deferred charges	9	9
27	Other liabilities	5,497	4,945
28	Borrowings	9,401	12,890
29	TOTAL LIABILITIES	188,851	190,208
30	NET ASSETS/(LIABILITIES) (16 minus 29)	18,871	17,946
C. SHAREHOLDERS' FUNDS			
31	Paid up share capital	20,615	20,615
32	Capital reserves	-	-
33	Retained earnings	(11,324)	(12,314)
34	Profit (Loss) account	2,148	1,223
35	Other capital accounts	7,432	8,422
36	Minority Interest	-	-
37	TOTAL SHAREHOLDERS' FUNDS	18,871	17,946
38	Contingent liabilities	1,554	3,339
39	Non performing loans & advances	23,784	24,416
40	Allowances for probable losses	5,834	5,834
41	Other non performing assets	-	-
D. SELECTED FINANCIAL CONDITION INDICATORS			
(i)	Shareholders Funds to total assets	9.1%	8.6%
(ii)	Non performing loans to total gross loans	20.0%	20.0%
(iii)	Gross loans and advances to total deposits	74.4%	75.7%
(iv)	Loans and Advances to total assets	59.9%	60.4%
(v)	Earning Assets to Total Assets	80.3%	79.2%
(vi)	Deposits Growth	0.6%	-0.9%
(vii)	Assets growth	-0.2%	-0.4%

MKOMBOZI COMMERCIAL BANK PLC

CONDENSED STATEMENT OF PROFIT OR LOSS AND OTHER COMPREHENSIVE INCOME FOR THE PERIOD ENDED 30TH SEPT 2020
(Amounts in million of shillings)

	Current Quarter 30/09/2020	Comparative Quarter 30/09/2019	Current Year Cumulative 30/09/2020	Comparative Cumulative 30/09/2019
1 Interest Income	6,244	7,213	18,925	17,677
2 Interest Expense	(2,331)	(2,079)	(7,317)	(5,773)
3 Net Interest Income (1 minus 2)	3,913	5,134	11,607	11,904
4 Bad Debts Written-Off	-	-	-	-
5 Impairment Losses on Loans and Advances	(0)	(573)	(629)	(1,705)
6 Non Interest Income:	1,076	1,217	3,696	2,826
6.1 Gains/(Loss)	231	102	594	450
6.2 Fees and Commissions	753	1,040	2,830	2,152
6.3 Dividend Income	-	-	-	-
6.4 Other Operating Income	92	75	271	224
7 Non Interest Expenses:	(4,065)	(4,524)	(12,527)	(12,899)
7.1 Salaries and Benefits	(2,050)	(2,239)	(6,388)	(6,197)
7.2 Fees and Commission	-	-	-	-
7.3 Other Operating Expenses	(2,015)	(2,284)	(6,139)	(6,702)
8 Operating Income/(loss)	924	1,254	2,148	126
9 Income Tax Provision	-	-	-	-
10 Net Income/ (Loss) After Income Tax	924	1,254	2,148	126
11 Other Comprehensive Income (itemize)	-	-	-	-
12 Total comprehensive income/(loss) for the year	924	1,254	2,148	126
13 Number of Employees	164	172	164	172
14 Basic Earnings Per Share	0.18	0.06	0.10	0.01
15 Number of Branches	11	11	11	11
SELECTED PERFORMANCE INDICATORS				
(i) Return on Average Total Assets	0.4%	1.5%	0.3%	0.0%
(ii) Return on Average Shareholders' Fund	5.0%	5.6%	2.9%	0.2%
(iii) Non Interest Expense to Gross Income	56%	54%	57%	63%
(iv) Net Interest Income to Average Earning Assets	2.4%	1.6%	1.8%	1.9%

CONDENSED STATEMENT OF CASH FLOW STATEMENT
FOR THE QUARTER/ YEAR ENDED 30TH SEPTEMBER 2020
(Amounts in million shillings)

	Current Quarter 30/09/2020	Previous Quarter 30/06/2020	Current Year Cumulative 30/09/2020	Comparative Year 30/09/2019
I: Cash flow from operating activities:				
Net income(loss)	924	1,761	2,148	126
Adjustments for:				
- Impairment/Amortization	(0)	(70)	629	(1,705)
- Net change in Loans and Advances	1,347	(2,645)	3,435	(24,349)
- Gain/loss on Sale of Assets	-	-	-	-
- Net change in Deposits	1,074	(1,582)	5,475	15,565
- Net change in Short Term Negotiable				
- Net change in Other Liabilities	1,058	899	3,460	447
- Net change in Other Assets	(4,367)	1,816	4,679	3,300
- Tax Paid	-	-	-	409
- Others	-	-	-	-
Net cash provided (used) by operating activities	37	179	19,825	(6,207)
II: Cash flow from investing activities:				
Dividend Received	-	-	-	-
Purchase of Fixed Assets	(77)	(158)	(3,773)	(1,314)
Proceeds from Sale of Fixed Assets	-	-	-	-
Purchase of Non-Dealing Securities	1,000	(2,000)	(600)	(1,588)
Proceeds from Sale of Non-Dealing	-	-	-	-
Others (specify)	-	-	-	-
Net cash provided (used) by Investing activities	923	(2,158)	(4,373)	(2,902)
III: Cash flow from financing activities:				
Repayment of Long-term Debt	-	-	-	-
Proceeds from Issuance of Long Term	-	-	-	-
Proceeds from Issuance of Share Capital	-	-	-	-
Payment of Cash Dividends	-	-	-	-
Net Change in Other Borrowings	(3,489)	(903)	(7,398)	3,965
Others (specify)	-	-	-	-
Net Cash Provided (used) by Financing Activities	(3,489)	(903)	(7,398)	3,965
IV: Cash and Cash Equivalents:				
Net Increase/ (Decrease) in Cash and	(2,529)	(2,882)	8,054	(5,144)
Cash and Cash Equivalents at the	49,958	52,840	49,958	49,052
Beginning of the Quarter/Year				
Cash and Cash Equivalents at the end of the Quarter/Year	47,429	49,958	58,012	43,908






CONDENSED STATEMENT OF CHANGES IN EQUITY AS AT 30TH SEPTEMBER 2020

(Amounts in million of shillings)

	Share Capital	Share Premium	Retained Earnings	Regulatory Reserve	General Provision Reserve	Others	Total
Current Year (2020)							
Balance as at the beginning of the year	20,615	-	(11,323)	7,431	-	-	16,723
Profit for the year	-	-	2,148	-	-	-	2,148
Other Comprehensive Income	-	-	(991)	991	-	-	-
Transactions with owners	-	-	-	-	-	-	-
Dividends Paid	-	-	-	-	-	-	-
Regulatory Reserve	-	-	-	-	-	-	-
General Provision Reserve	-	-	-	-	-	-	-
Others	-	-	-	-	-	-	-
Balance as at the end of the current period	20,615	-	(10,166)	8,422	-	-	18,871
Previous Year (2019)							
Balance as at the beginning of the year	20,615	-	1,899	11	781	-	23,306
Profit for the year	-	-	(6,583)	-	-	-	(6,583)
Other Comprehensive Income	-	-	-	-	-	-	-
Transactions with owners	-	-	-	-	-	-	-
Dividends Paid	-	-	-	-	-	-	-
Regulatory Reserve	-	-	(7,420)	7,420	-	-	-
General Provision Reserve	-	-	781	-	(781)	-	-
Others	-	-	-	-	-	-	-
Balance as at the end of the current period	20,615	-	(11,323)	7,431	-	-	16,723

SELECTED EXPLANATORY NOTES

In preparation of the quarterly financial statements, consistent accounting policies have been used as those applicable to the previous year audited financial statements (if there were changes during the quarter, the changes be explained as per IAS 34 & IAS 8)

<u>Name and Title</u>	<u>Signature</u>	<u>Date</u>	
Respige O. Kimati (Managing Director)		27/10/2020	
Dennis F. Kejo (Chief Finance Officer)		27/10/2020	
Joaniitha Mashulano (Ag. Chief Internal Auditor)		27/10/2020	
<p>We, the undersigned directors, attest to the faithful representation of the above statements. We declare that the statements have been examined by us and, to the best of our knowledge and belief, have been prepared in conformance with International Financial Reporting Standards and the requirements of the Banking and Financial Institutions Act, 2006 and they present a true and fair view.</p>			
<u>Name</u>	<u>Signature</u>	<u>Date</u>	
1.Prof. Marcellina Mvula Chijoriga - Board Chairperson		27/10/2020	
2.Ms. Uphoo Swai -Board Member		27/10/2020	